

Another Distribution: Poisson

Variance/ Covariance.

Poisson: Motivation and derivation.

McDonalds: How many person arrive in an hour?

Know: average is λ .

What is distribution?

Example: $Pr[2\lambda \text{ arrivals}]?$

Assumption: “arrivals are independent.”

Derivation: cut hour into n intervals of length $1/n$.

$Pr[\text{two arrivals}]$ is “ $(\lambda/n)^2$ ” or small if n is large.

Model with binomial.

Poisson

Experiment: flip a coin n times. The coin is such that $Pr[H] = \lambda/n$.
Random Variable: X - number of heads. Thus, $X = B(n, \lambda/n)$.

Poisson Distribution is distribution of X “for large n .”

We expect $X \ll n$. For $m \ll n$ one has

$$\begin{aligned}Pr[X = m] &= \binom{n}{m} p^m (1-p)^{n-m}, \text{ with } p = \lambda/n \\&= \frac{n(n-1)\cdots(n-m+1)}{m!} \left(\frac{\lambda}{n}\right)^m \left(1 - \frac{\lambda}{n}\right)^{n-m} \\&= \frac{n(n-1)\cdots(n-m+1)}{n^m} \frac{\lambda^m}{m!} \left(1 - \frac{\lambda}{n}\right)^{n-m} \\&\approx^{(1)} \frac{\lambda^m}{m!} \left(1 - \frac{\lambda}{n}\right)^{n-m} \approx^{(2)} \frac{\lambda^m}{m!} \left(1 - \frac{\lambda}{n}\right)^n \approx \frac{\lambda^m}{m!} e^{-\lambda}.\end{aligned}$$

For (1) we used $m \ll n$; for (2) we used $(1 - a/n)^n \approx e^{-a}$.

Poisson Distribution: Definition and Mean

Definition Poisson Distribution with parameter $\lambda > 0$

$$X = P(\lambda) \Leftrightarrow \Pr[X = m] = \frac{\lambda^m}{m!} e^{-\lambda}, m \geq 0.$$

Fact: $E[X] = \lambda$.

Proof:

$$\begin{aligned} E[X] &= \sum_{m=1}^{\infty} m \times \frac{\lambda^m}{m!} e^{-\lambda} = e^{-\lambda} \sum_{m=1}^{\infty} \frac{\lambda^m}{(m-1)!} \\ &= e^{-\lambda} \sum_{m=0}^{\infty} \frac{\lambda^{m+1}}{m!} = e^{-\lambda} \lambda \sum_{m=0}^{\infty} \frac{\lambda^m}{m!} \\ &= e^{-\lambda} \lambda e^{\lambda} = \lambda. \end{aligned}$$

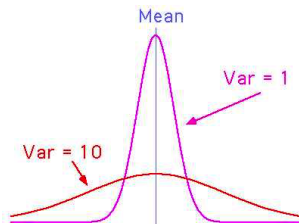


Simeon Poisson

The Poisson distribution is named after:



Variance



The variance measures the deviation from the mean value.

Definition: The **variance** of X is

$$\sigma^2(X) := \text{var}[X] = E[(X - E[X])^2].$$

$\sigma(X)$ is called the **standard deviation** of X .

Variance and Standard Deviation

Fact:

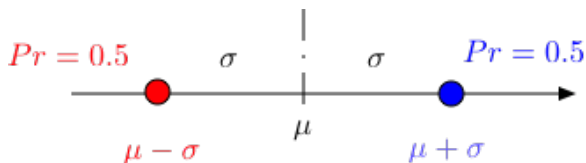
$$\text{var}[X] = E[X^2] - E[X]^2.$$

Indeed:

$$\begin{aligned}\text{var}(X) &= E[(X - E[X])^2] \\ &= E[X^2 - 2XE[X] + E[X]^2] \\ &= E[X^2] - 2E[X]E[X] + E[X]^2, \text{ by linearity} \\ &= E[X^2] - E[X]^2.\end{aligned}$$

A simple example

This example illustrates the term 'standard deviation.'



Consider the random variable X such that

$$X = \begin{cases} \mu - \sigma, & \text{w.p. } 1/2 \\ \mu + \sigma, & \text{w.p. } 1/2. \end{cases}$$

Then, $E[X] = \mu$ and $(X - E[X])^2 = \sigma^2$. Hence,

$$\text{var}(X) = \sigma^2 \text{ and } \sigma(X) = \sigma.$$

Example

Consider X with

$$X = \begin{cases} -1, & \text{w. p. } 0.99 \\ 99, & \text{w. p. } 0.01. \end{cases}$$

Then

$$\begin{aligned} E[X] &= -1 \times 0.99 + 99 \times 0.01 = 0. \\ E[X^2] &= 1 \times 0.99 + (99)^2 \times 0.01 \approx 100. \\ \text{Var}(X) &\approx 100 \implies \sigma(X) \approx 10. \end{aligned}$$

Also,

$$E(|X|) = 1 \times 0.99 + 99 \times 0.01 = 1.98.$$

Thus, $\sigma(X) = \sqrt{E[(X - E(X))^2]} \neq E[|X - E[X]|]$!

Exercise: How big can you make $\frac{\sigma(X)}{E[|X - E[X]|]}$?

Uniform

Assume that $Pr[X = i] = 1/n$ for $i \in \{1, \dots, n\}$. Then

$$\begin{aligned} E[X] &= \sum_{i=1}^n i \times Pr[X = i] = \frac{1}{n} \sum_{i=1}^n i \\ &= \frac{1}{n} \frac{n(n+1)}{2} = \frac{n+1}{2}. \end{aligned}$$

Also,

$$\begin{aligned} E[X^2] &= \sum_{i=1}^n i^2 Pr[X = i] = \frac{1}{n} \sum_{i=1}^n i^2 \\ &= \frac{1}{n} \frac{(n)(n+1)(n+2)}{6} = \frac{1+3n+2n^2}{6}, \text{ as you can verify.} \end{aligned}$$

This gives

$$\text{var}(X) = \frac{1+3n+2n^2}{6} - \frac{(n+1)^2}{4} = \frac{n^2-1}{12}.$$

(Sort of $\int_0^{1/2} x^2 dx = \frac{x^3}{3}$.)

Variance of geometric distribution.

X is a geometrically distributed RV with parameter p .

Thus, $\Pr[X = n] = (1 - p)^{n-1} p$ for $n \geq 1$. Recall $E[X] = 1/p$.

$$\begin{aligned} E[X^2] &= p + 4p(1-p) + 9p(1-p)^2 + \dots \\ -(1-p)E[X^2] &= -[p(1-p) + 4p(1-p)^2 + \dots] \\ pE[X^2] &= p + 3p(1-p) + 5p(1-p)^2 + \dots \\ &= 2(p + 2p(1-p) + 3p(1-p)^2 + \dots) \quad E[X]! \\ &\quad - (p + p(1-p) + p(1-p)^2 + \dots) \quad \text{Distribution.} \\ pE[X^2] &= 2E[X] - 1 \\ &= 2\left(\frac{1}{p}\right) - 1 = \frac{2-p}{p} \end{aligned}$$

$$\begin{aligned} \implies E[X^2] &= (2-p)/p^2 \text{ and} \\ \text{var}[X] &= E[X^2] - E[X]^2 = \frac{2-p}{p^2} - \frac{1}{p^2} = \frac{1-p}{p^2}. \\ \sigma(X) &= \frac{\sqrt{1-p}}{p} \approx E[X] \text{ when } p \text{ is small(ish).} \end{aligned}$$

Fixed points.

Number of fixed points in a random permutation of n items.

“Number of student that get homework back.”

$$X = X_1 + X_2 + \dots + X_n$$

where X_i is indicator variable for i th student getting hw back.

$$\begin{aligned} E(X^2) &= \sum_i E(X_i^2) + \sum_{i \neq j} E(X_i X_j). \\ &= n \times \frac{1}{n} + (n)(n-1) \times \frac{1}{n(n-1)} \\ &= 1 + 1 = 2. \end{aligned}$$

$$E(X_i^2) = 1 \times Pr[X_i = 1] + 0 \times Pr[X_i = 0]$$

$$\begin{aligned} E(X_i X_j) &= \frac{1}{n} \times Pr[X_i = 1 \cap X_j = 1] + 0 \times Pr[\text{“anything else”}] \\ &= 1 \times \frac{(n-2)!}{n!} = \frac{1}{n(n-1)} \end{aligned}$$

$$Var(X) = E(X^2) - (E(X))^2 = 2 - 1 = 1.$$

Variance: binomial.

$$\begin{aligned} E[X^2] &= \sum_{i=0}^n i^2 \binom{n}{i} p^i (1-p)^{n-i}. \\ &= \text{Really???!##...} \end{aligned}$$

Too hard!

Ok.. fine.

Let's do something else.

Maybe not much easier...but there is a payoff.

Properties of variance.

1. $\text{Var}(cX) = c^2 \text{Var}(X)$, where c is a constant.
Scales by c^2 .
2. $\text{Var}(X + c) = \text{Var}(X)$, where c is a constant.
Shifts center.

Proof:

$$\begin{aligned}\text{Var}(cX) &= E((cX)^2) - (E(cX))^2 \\ &= c^2 E(X^2) - c^2 (E(X))^2 = c^2 (E(X^2) - E(X)^2) \\ &= c^2 \text{Var}(X)\end{aligned}$$

$$\begin{aligned}\text{Var}(X + c) &= E((X + c - E(X + c))^2) \\ &= E((X + c - E(X) - c)^2) \\ &= E((X - E(X))^2) = \text{Var}(X)\end{aligned}$$



Independent random variables.

Independent: $P[X = a, Y = b] = Pr[X = a]Pr[Y = b]$

Fact: $E[XY] = E[X]E[Y]$ for independent random variables.

$$\begin{aligned} E[XY] &= \sum_a \sum_b a \times b \times PR[X = a, Y = b] \\ &= \sum_a \sum_b a \times b \times PR[X = a]Pr[Y = b] \\ &= \left(\sum_a aPr[X = a]\right)\left(\sum_b bPr[Y = b]\right) \\ &= E[X]E[Y] \end{aligned}$$

Variance of sum of two independent random variables

Theorem:

If X and Y are independent, then

$$\text{Var}(X + Y) = \text{Var}(X) + \text{Var}(Y).$$

Proof:

Since shifting the random variables does not change their variance, let us subtract their means.

That is, we assume that $E(X) = 0$ and $E(Y) = 0$.

Then, by independence,

$$E(XY) = E(X)E(Y) = 0.$$

Hence,

$$\begin{aligned} \text{var}(X + Y) &= E((X + Y)^2) = E(X^2 + 2XY + Y^2) \\ &= E(X^2) + 2E(XY) + E(Y^2) = E(X^2) + E(Y^2) \\ &= \text{var}(X) + \text{var}(Y). \end{aligned}$$

Variance of sum of independent random variables

Theorem:

If X, Y, Z, \dots are pairwise independent, then

$$\text{var}(X + Y + Z + \dots) = \text{var}(X) + \text{var}(Y) + \text{var}(Z) + \dots .$$

Proof:

Since shifting the random variables does not change their variance, let us subtract their means.

That is, we assume that $E[X] = E[Y] = \dots = 0$.

Then, by independence,

$$E[XY] = E[X]E[Y] = 0. \text{ Also, } E[XZ] = E[YZ] = \dots = 0.$$

Hence,

$$\begin{aligned} \text{var}(X + Y + Z + \dots) &= E((X + Y + Z + \dots)^2) \\ &= E(X^2 + Y^2 + Z^2 + \dots + 2XY + 2XZ + 2YZ + \dots) \\ &= E(X^2) + E(Y^2) + E(Z^2) + \dots + 0 + \dots + 0 \\ &= \text{var}(X) + \text{var}(Y) + \text{var}(Z) + \dots . \end{aligned}$$



Variance of Binomial Distribution.

Flip coin with heads probability p .

X - how many heads?

$$X_i = \begin{cases} 1 & \text{if } i\text{th flip is heads} \\ 0 & \text{otherwise} \end{cases}$$

$$E(X_i^2) = 1^2 \times p + 0^2 \times (1 - p) = p.$$

$$\text{Var}(X_i) = p - (E(X_i))^2 = p - p^2 = p(1 - p).$$

$$p = 0 \implies \text{Var}(X_i) = 0$$

$$p = 1 \implies \text{Var}(X_i) = 0$$

$$X = X_1 + X_2 + \dots + X_n.$$

X_i and X_j are independent: $\text{Pr}[X_i = 1 | X_j = 1] = \text{Pr}[X_i = 1]$.

$$\text{Var}(X) = \text{Var}(X_1 + \dots + X_n) = np(1 - p).$$

Poisson Distribution: Variance.

Definition Poisson Distribution with parameter $\lambda > 0$

$$X = P(\lambda) \Leftrightarrow Pr[X = m] = \frac{\lambda^m}{m!} e^{-\lambda}, m \geq 0.$$

Mean, Variance?

Ugh.

Recall that Poisson is the limit of the Binomial with $p = \lambda/n$ as $n \rightarrow \infty$.

Mean: $pn = \lambda$

Variance: $p(1-p)n = \lambda - \lambda^2/n \rightarrow \lambda$.

$E(X^2)$? $Var(X) = E(X^2) - (E(X))^2$ or $E(X^2) = Var(X) + E(X)^2$.

$E(X^2) = \lambda + \lambda^2$.

Covariance

Definition The covariance of X and Y is

$$\text{cov}(X, Y) := E[(X - E[X])(Y - E[Y])].$$

Fact

$$\text{cov}(X, Y) = E[XY] - E[X]E[Y].$$

Proof:

Think about $E[X] = E[Y] = 0$. Just $E[XY]$.

□ish.

For the sake of completeness.

$$\begin{aligned} E[(X - E[X])(Y - E[Y])] &= E[XY - E[X]Y - XE[Y] + E[X]E[Y]] \\ &= E[XY] - E[X]E[Y] - E[X]E[Y] + E[X]E[Y] \\ &= E[XY] - E[X]E[Y]. \end{aligned}$$

Correlation

Definition The correlation of X, Y , $Cor(X, Y)$ is

$$corr(X, Y) : \frac{cov(X, Y)}{\sigma(X)\sigma(Y)}.$$

Theorem: $-1 \leq corr(X, Y) \leq 1$.

Proof: Idea: $(a - b)^2 > 0 \rightarrow a^2 + b^2 \geq 2ab$.

Simple case: $E[X] = E[Y] = 0$ and $E[X^2] = E[Y^2] = 1$.

$Cor(X, Y) = E[XY]$.

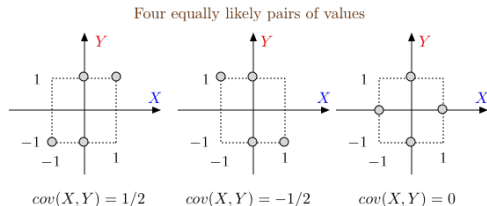
$$E[(X - Y)^2] = E[X^2] + E[Y^2] - 2E[XY] = 2(1 - E[XY]) \geq 0 \\ \rightarrow E[XY] \leq 1.$$

$$E[(X + Y)^2] = E[X^2] + E[Y^2] + 2E[XY] = 2(1 + E[XY]) \geq 0 \\ \rightarrow E[XY] \geq -1.$$



Shifting and scaling doesn't change correlation.

Examples of Covariance



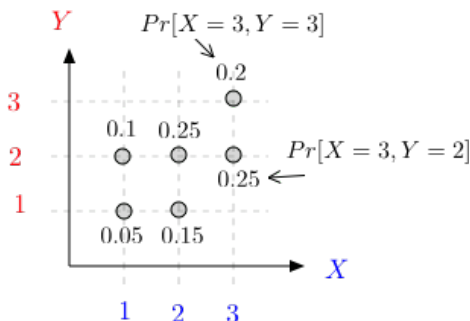
Note that $E[X] = 0$ and $E[Y] = 0$ in these examples. Then $cov(X, Y) = E[XY]$.

When $cov(X, Y) > 0$, the RVs X and Y tend to be large or small together. X and Y are said to be **positively correlated**.

When $cov(X, Y) < 0$, when X is larger, Y tends to be smaller. X and Y are said to be **negatively correlated**.

When $cov(X, Y) = 0$, we say that X and Y are **uncorrelated**.

Examples of Covariance



$$E[X] = 1 \times 0.15 + 2 \times 0.4 + 3 \times 0.45 = 2.3$$

$$E[X^2] = 1^2 \times 0.15 + 2^2 \times 0.4 + 3^2 \times 0.45 = 5.8$$

$$E[Y] = 1 \times 0.2 + 2 \times 0.6 + 3 \times 0.2 = 2$$

$$E[Y^2] = 1 \times 0.2 + 4 \times 0.6 + 9 \times 0.2 = 4.4$$

$$E[XY] = 1 \times 0.05 + 1 \times 2 \times 0.1 + \dots + 3 \times 3 \times 0.2 = 4.85$$

$$\text{cov}(X, Y) = E[XY] - E[X]E[Y] = .25$$

$$\text{var}[X] = E[X^2] - E[X]^2 = .51$$

$$\text{var}[Y] = E[Y^2] - E[Y]^2 = .4$$

$$\text{corr}(X, Y) \approx 0.55$$

Properties of Covariance

$$\text{cov}(X, Y) = E[(X - E[X])(Y - E[Y])] = E[XY] - E[X]E[Y].$$

Fact

(a) $\text{var}[X] = \text{cov}(X, X)$

(b) X, Y independent $\Rightarrow \text{cov}(X, Y) = 0$

(c) $\text{cov}(a + X, b + Y) = \text{cov}(X, Y)$

(d) $\text{cov}(aX + bY, cU + dV) = ac \cdot \text{cov}(X, U) + ad \cdot \text{cov}(X, V) + bc \cdot \text{cov}(Y, U) + bd \cdot \text{cov}(Y, V).$

Proof:

(a)-(b)-(c) are obvious.

(d) In view of (c), one can subtract the means and assume that the RVs are zero-mean. Then,

$$\begin{aligned}\text{cov}(aX + bY, cU + dV) &= E[(aX + bY)(cU + dV)] \\ &= ac \cdot E[XU] + ad \cdot E[XV] + bc \cdot E[YU] + bd \cdot E[YV] \\ &= ac \cdot \text{cov}(X, U) + ad \cdot \text{cov}(X, V) + bc \cdot \text{cov}(Y, U) + bd \cdot \text{cov}(Y, V).\end{aligned}$$



Summary

Variance

- ▶ **Variance:** $\text{var}[X] := E[(X - E[X])^2] = E[X^2] - E[X]^2$
- ▶ **Fact:** $\text{var}[aX + b] = a^2 \text{var}[X]$
- ▶ **Sum:** X, Y, Z pairwise ind. $\Rightarrow \text{var}[X + Y + Z] = \dots$

Random Variables so far.

Probability Space: Ω , $Pr : \Omega \rightarrow [0, 1]$, $\sum_{\omega \in \Omega} Pr(\omega) = 1$.

Random Variables: $X : \Omega \rightarrow R$.

Associated event: $Pr[X = a] = \sum_{\omega: X(\omega)=a} Pr(\omega)$

X and Y independent \iff all associated events are independent.

Expectation: $E[X] = \sum_a a Pr[X = a] = \sum_{\omega \in \Omega} X(\omega) Pr(\omega)$.

Linearity: $E[X + Y] = E[X] + E[Y]$.

Variance: $Var(X) = E[(X - E[X])^2] = E[X^2] - (E[X])^2$

For independent X, Y , $Var(X + Y) = Var(X) + Var(Y)$.

Also: $Var(cX) = c^2 Var(X)$ and $Var(X + b) = Var(X)$.

Poisson: $X \sim P(\lambda)$ $E(X) = \lambda$, $Var(X) = \lambda$.

Binomial: $X \sim B(n, p)$ $E(X) = np$, $Var(X) = np(1 - p)$

Uniform: $X \sim U\{1, \dots, n\}$ $E[X] = \frac{n+1}{2}$, $Var(X) = \frac{n^2-1}{12}$.

Geometric: $X \sim G(p)$ $E(X) = \frac{1}{p}$, $Var(X) = \frac{1-p}{p^2}$